

15

MECHANICAL DATA

15.1 64-pin quad flat pack (QFP) pinout

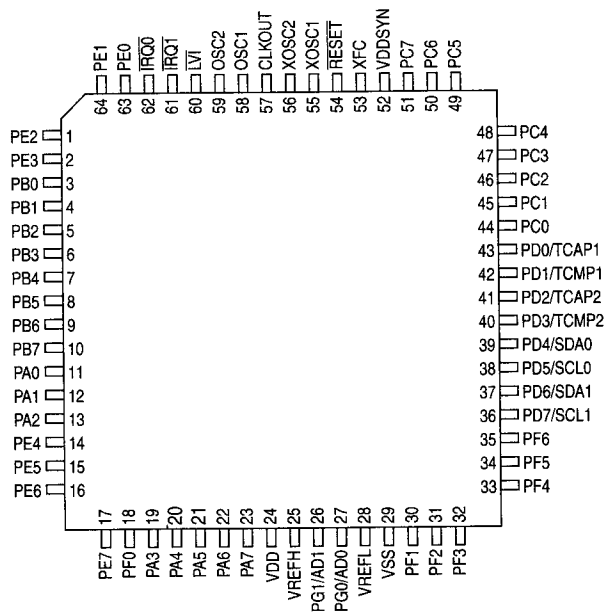


Figure 15-1 64-pin QFP pinout

15.3 44-pin quad flat pack (QFP) pinout

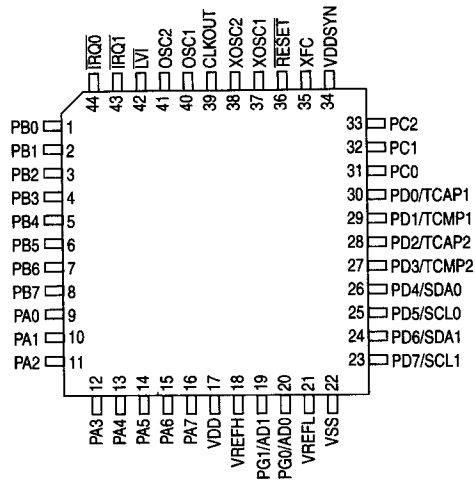


Figure 15-3 44-pin QFP pinout

The following pins are not available in the 44-pin QFP version:

- PE7 – PE0
- PF6 – PF0
- PC7 – PC3

15.5 56-pin shrink dual in line package (SDIP)

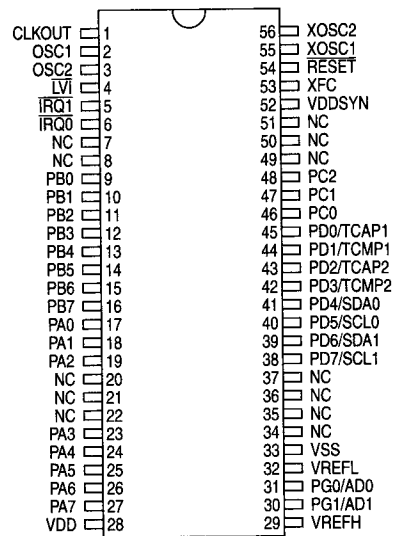


Figure 15-5 56-pin SDIP pinout

The following pins are not available in the 56-pin SDIP version:

- PE7 – PE0
- PF6 – PF0
- PC7 – PC3